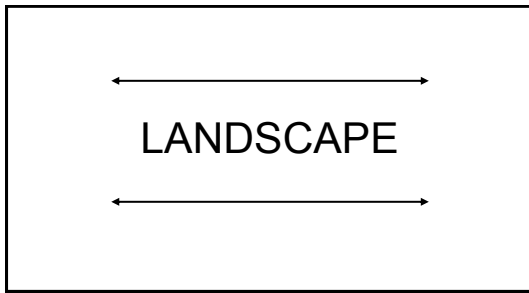


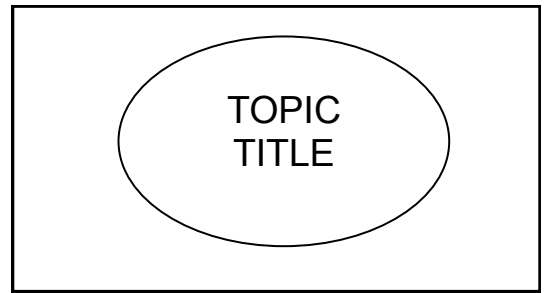
HOW TO MAKE A GOOD MIND MAP

1



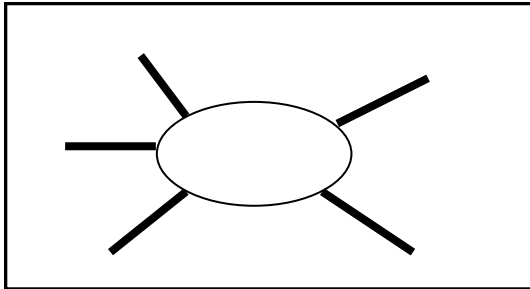
- Use a whole page (plain paper)
- Turn it sideways (landscape)

2



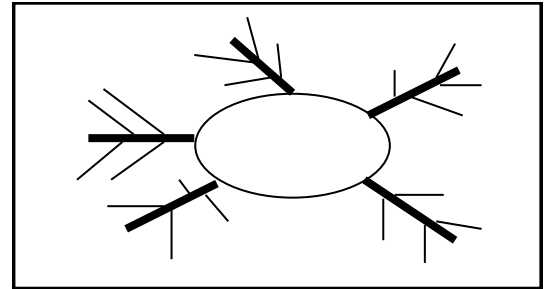
- Draw an oval (or similar) in centre
- Write your topic title in capital letters in a bright colour to make it stand out

3



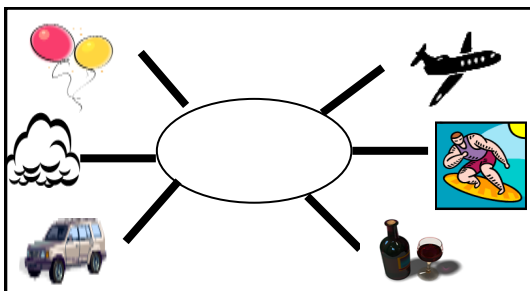
- Draw in your main branches (one colour)
- Write the main key words (or sub titles) about your topic on each branch

4




- Add smaller lines to each main branch (all one colour but different to the main branch)
- Write in the main facts about the keyword on each branch

5



- Draw a picture instead of using words if appropriate
- Use colour in your pictures to make it look attractive

6



- Also draw symbols (in colour) to help you remember key facts
- NB: your brain remembers facts more easily if you use colour, pictures and symbols